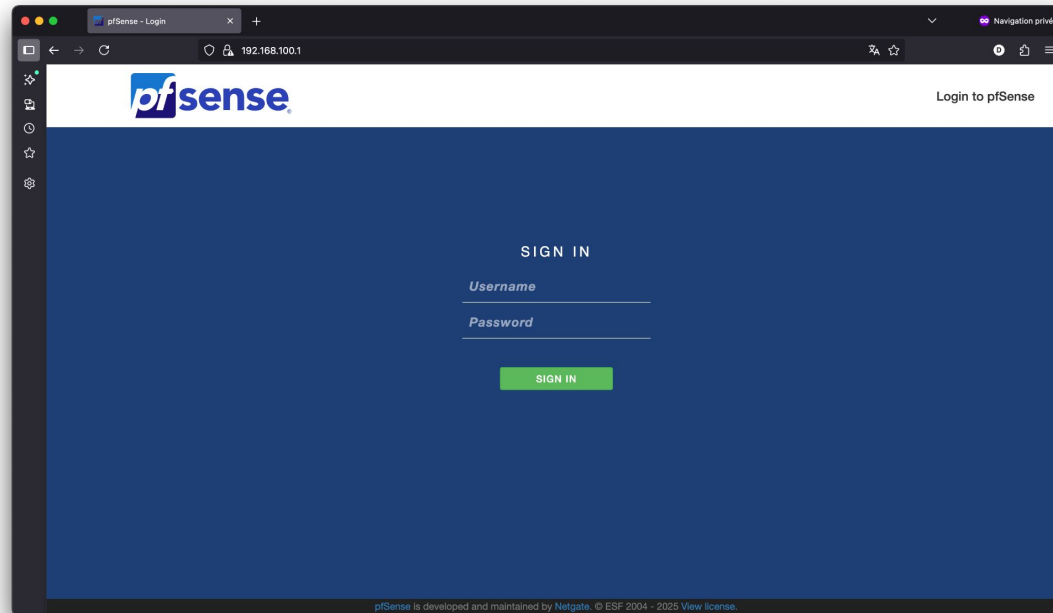


Réservation d'IP - bail fixe DHCP

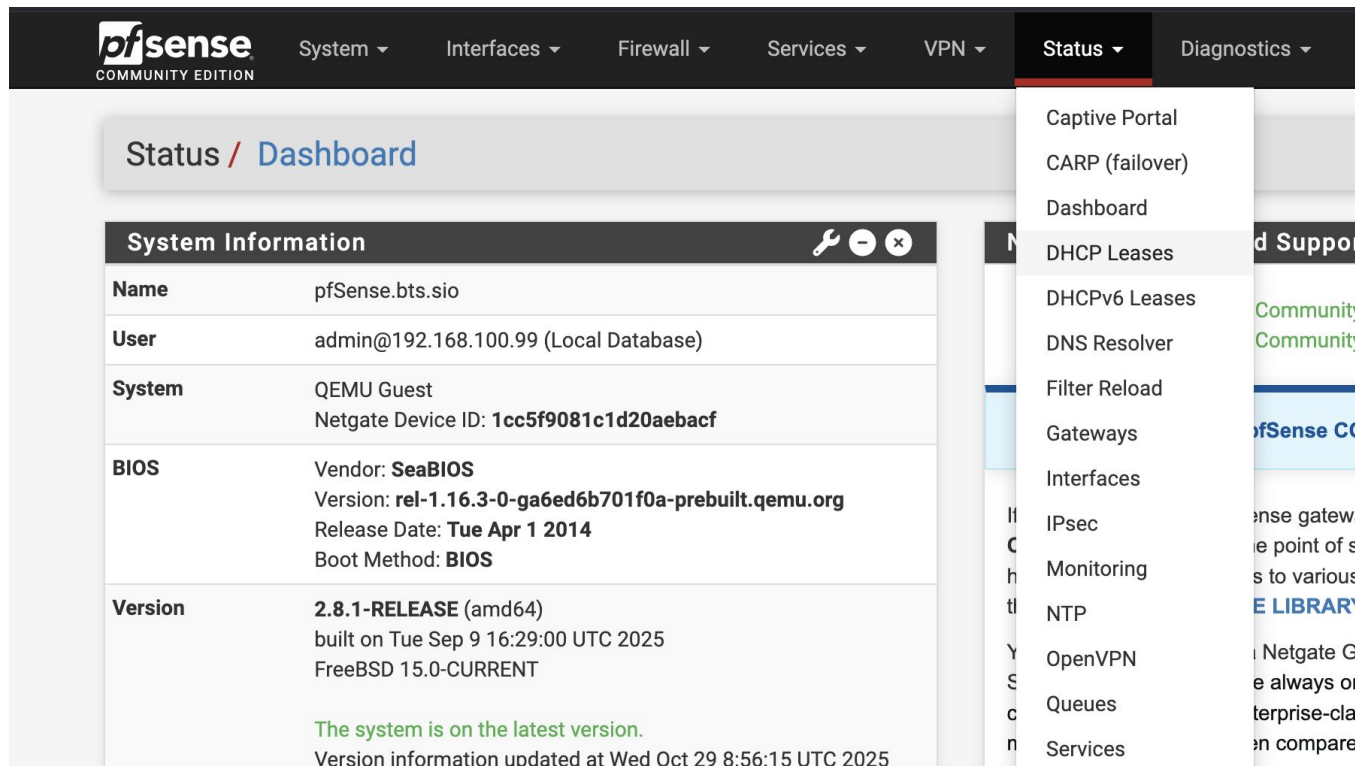


Vous retrouverez une image et une indication pour chacune des étapes de configuration.

Aller sur l'interface web de pfSense (192.168.100.1)



Puis dans Status → DHCP Leases



The screenshot shows the pfSense web interface. The top navigation bar includes the pfSense logo and several menu items: System, Interfaces, Firewall, Services, VPN, Status (highlighted), and Diagnostics. Below the navigation bar, the breadcrumb path "Status / Dashboard" is visible. The main content area is divided into two sections. On the left, the "System Information" panel displays details about the system, including the name, user, system type, BIOS information, and version. On the right, a dropdown menu is open from the "Status" tab, listing various system status options. The "DHCP Leases" option is highlighted in the menu.

pfSense
COMMUNITY EDITION

System ▾ Interfaces ▾ Firewall ▾ Services ▾ VPN ▾ **Status ▾** Diagnostics ▾

Status / Dashboard



System Information






Name	pfSense.bts.sio
User	admin@192.168.100.99 (Local Database)
System	QEMU Guest Netgate Device ID: 1cc5f9081c1d20aebacf
BIOS	Vendor: SeaBIOS Version: rel-1.16.3-0-ga6ed6b701f0a-prebuilt.qemu.org Release Date: Tue Apr 1 2014 Boot Method: BIOS
Version	2.8.1-RELEASE (amd64) built on Tue Sep 9 16:29:00 UTC 2025 FreeBSD 15.0-CURRENT


The system is on the latest version.
Version information updated at Wed Oct 29 8:56:15 UTC 2025



Captive Portal
CARP (failover)
Dashboard
DHCP Leases
DHCPv6 Leases
DNS Resolver
Filter Reload
Gateways
Interfaces
IPsec
Monitoring
NTP
OpenVPN
Queues
Services

Ici vous pouvez voir tous les baux DHCP

 **System** ▾ **Interfaces** ▾ **Firewall** ▾ **Services** ▾ **VPN** ▾ **Status** ▾ **Diagnostics** ▾ **Help** ▾ 





















Status / DHCP Leases     

Search 

Search Term **All** ▾  



Enter a search string or *nix regular expression to filter entries.

Leases

	IP Address	MAC Address	Hostname	Description	Start	End	Actions
✓↑	192.168.100.100	74:86:e2:1b:67:61	pc5		2025/10/29 08:28:16	2025/10/29 10:28:16	 
✓↓	192.168.100.108	44:ad:d9:4e:14:40			2025/10/29 08:39:19	2025/10/29 10:39:19	   
✓↓	192.168.100.115	bc:24:11:78:49:8f			2025/10/29 08:34:32	2025/10/29 10:34:32	   
✓↑	192.168.100.119	74:86:e2:1b:cf:66	h5vm-30hsxp3		2025/10/29 08:58:56	2025/10/29 10:58:56	 
✓↑	192.168.100.120	74:86:e2:1b:e7:42	pc6		2025/10/29 08:26:05	2025/10/29 10:26:05	 
✓↑	192.168.100.121	74:86:e2:1c:07:bc	h5vm-7xgxp3		2025/10/29 08:08:21	2025/10/29 10:08:21	 
✓↑	192.168.100.122	d4:93:90:39:afa2	pc-portable-arthur		2025/10/29 08:10:55	2025/10/29 10:10:55	 
✓↑	192.168.100.123	74:86:e2:1b:df:bd	pc4		2025/10/29 08:50:10	2025/10/29 10:50:10	 

Lease Utilization

Interface	Pool Start	Pool End	Used	Capacity	Utilization
LAN	192.168.100.100	192.168.100.150	8	51	<div><div></div></div> 15% of 51

 Show All Configured Leases  Clear All DHCP Leases



Pour réserver un bail cliquer sur  add static mapping

Renseigner son IP dans "IP Address" hors du pool DHCP

pfSense COMMUNITY EDITION System ▾ Interfaces ▾ Firewall ▾ Services ▾ VPN ▾ Status ▾ Diagnostics ▾ Help ▾

Services / DHCP Server / LAN / Static Mapping / Edit

Static DHCP Mapping

MAC Address	<input type="text" value="74:86:e2:1b:67:61"/>	Copy My MAC
MAC address of the client to match (6 hex octets separated by colons).		
Client Identifier	<input type="text"/>	
An optional identifier to match based on the value sent by the client (RFC 2132). Kea DHCP will match on MAC address if both MAC address and client identifier are set for a static mapping.		
IP Address	<input type="text" value="192.168.100.100"/>	
IPv4 address to assign this client. Address must be outside of any defined pools. If no IPv4 address is given, one will be dynamically allocated from a pool. The same IP address may be assigned to multiple mappings.		
Static ARP Entry	<input type="checkbox"/> Create a static ARP table entry for this MAC & IP Address pair.	
Hostname	<input type="text" value="pc5.bts.sio"/>	
Name of the client host without the domain part.		
Description	<input type="text"/>	
A description for administrative reference (not parsed).		
Early DNS Registration	<input type="text" value="Track subnet"/>	
Optionally overrides the subnet early DNS registration policy to force a specific policy.		

Server Options